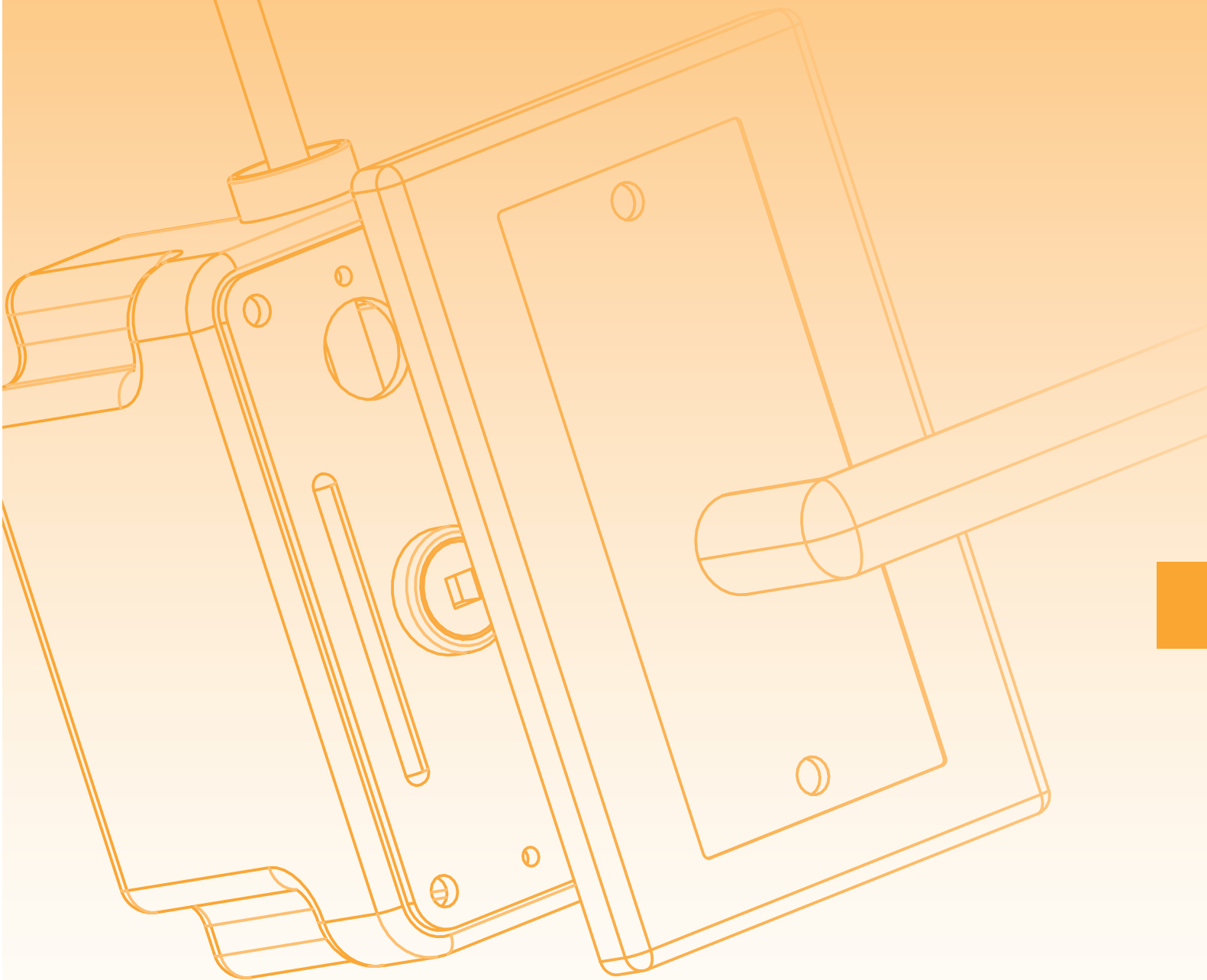




11 ARGANI A FUNE E ARGANI AD ASTA *INSIDE ROPE WINCHES AND HANDLE WINCHES*



ARGANELLO A FUNE INTERNO TIPO BGM


INSIDE ROPE WINCH TYPE BGM



CODICE ITEM	TIPO TYPE	PORTATA WEIGHT (KG.)	RAPPORTO RATIO???	PULEGGIA PULLEY	FUNE ROPE	L	L1	H	H1	P	PZ PCS
1700/A	A30	30	1:1	190	1,8 mm	48	38	98	87	39	20
1700/B	B40	40	1:1	190	2,4 mm	67	56	108	96	29	20
1700/C	B50	50	1:1	210	2,4 mm	70	50	139	120	54	20
1700/D	C80	80	1:2	210	3 mm	80	68	135	125	46	20
1700/E	C100	100	1:2,5	210	3 mm	80	68	135	125	46	20
1700/F	C100P	100	1:2,5	210	3 mm	80	68	169	158	68	20

CASSETTA PER ARGANELLO BGM


BOX FOR INSIDE ROPE WINCH BGM



CODICE ITEM	TIPO TYPE	L	H	P	DA UTILIZZARE CON ARGANO USE WITH INSIDE ROPE WINCH	MATERIALE MATERIAL	PZ PCS
1702	A30	60	102	35	1700/A	FERRO - STEEL	20
1702/A	B40	72	111	37	1700/B	FERRO - STEEL	20
1702/B	B50	75	144	62	1700/C	FERRO - STEEL	20
1702/C	C80/C100	85	140	52	1700/D - 1700/E	ZAMA - ZAMAC	20
1702/D	C100G	84	175	77	1700/F	FERRO - STEEL	20

MANOVELLA PER ARGANO BGM

HANDLE FOR WINCH BGM

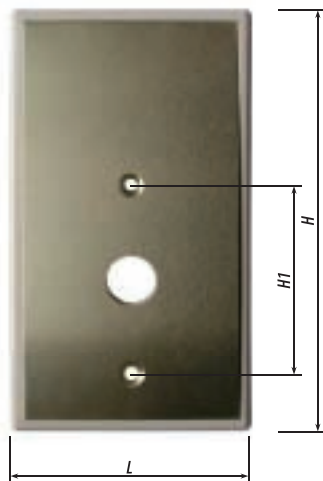



CODICE ITEM	L	SEZIONE SECTION	COLORE COLOR	MATERIALE MATERIAL	PZ PCS
1704	120	QUADRO 8 - SQUARE 8	AVORIO - IVORY	ALLUMINIO - ALUMINIUM	20
1705	160	QUADRO 8 - SQUARE 8	AVORIO - IVORY	ALLUMINIO - ALUMINIUM	20

Argani a fune e argani ad asta / Inside rope winches and handle winches

PLACCA PER ARGANELLO BGM

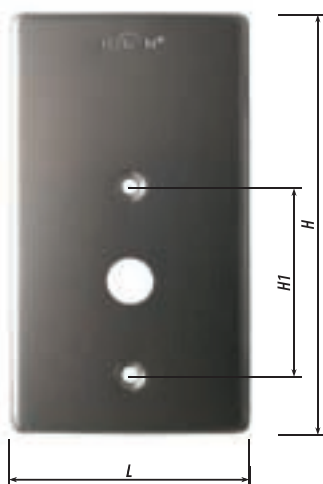
COVERING PLATE FOR INSIDE ROPE WINCH BGM



CODICE ITEM	TIPO TYPE	L	H	H1	COLORE COLOR	MATERIALE MATERIAL	PZ PCS
1701	A30	70	120	60	AVORIO - IVORY	PLASTICA - PLASTIC	20
1701/B	B40/B50	90	160	68	AVORIO - IVORY	PLASTICA - PLASTIC	20
1701/C	C80/C100/C100P	99	186	119	AVORIO - IVORY	PLASTICA - PLASTIC	20

PLACCA PER ARGANELLO BGM

COVERING PLATE FOR INSIDE ROPE WINCH BGM




CODICE ITEM	TIPO TYPE	L	H	H1	COLORE COLOR	MATERIALE MATERIAL	PZ PCS
1701/ALAA	A30	70	120	60	ARGENTO - SILVER	ALLUMINIO - ALUMINIUM	20
1701/ALAB	B40/B50	90	160	68	ARGENTO - SILVER	ALLUMINIO - ALUMINIUM	20
1701/ALAC	C80/C100/C100P	99	186	119	ARGENTO - SILVER	ALLUMINIO - ALUMINIUM	20
1701/ALAO	A30	70	120	60	BRONZO - BRONZE	ALLUMINIO - ALUMINIUM	20
1701/ALOB	B40/B50	90	160	68	BRONZO - BRONZE	ALLUMINIO - ALUMINIUM	20
1701/ALOC	C80/C100/C100P	99	186	119	BRONZO - BRONZE	ALLUMINIO - ALUMINIUM	20

TERMINALE GUIDAFUNE

TERMINAL ROPE GUIDE

- . Materiale: ferro zincato con terminali in nylon
- . Material: galvanised steel with nylon terminals




CODICE ITEM	L	NOTE NOTES	PZ PCS
1706	140	-	100
1706/G	140	CON DADO - WITH SCREW	100

Argani a fune e argani ad asta / Inside rope winches and handle winches

GUIDAFUNE

ROPE GUIDE



CODICE ITEM	MATERIALE MATERIAL	PZ PCS
1076/A	NYLON - NYLON	50

FUNE METALLICA

ROPE



CODICE ITEM	DIAMETRO DIAMETER	METRI PER CF METERS PACK	MATERIALE MATERIAL	PZ PCS
1707	1,8	100 ML	ACCIAIO - STEEL	10
1707/A	1,8	10 ML	ACCIAIO - STEEL	100
1707/B	1,8	5 ML	ACCIAIO - STEEL	100
1708	2,4	100 ML	ACCIAIO - STEEL	10
1708/A	2,4	10 ML	ACCIAIO - STEEL	100
1708/B	2,4	5 ML	ACCIAIO - STEEL	100
1709	3	100 ML	ACCIAIO - STEEL	10
1709/A	3	10 ML	ACCIAIO - STEEL	100
1709/B	3	5 ML	ACCIAIO - STEEL	100

TUBETTO DI PROTEZIONE



PROTECTION TUBE



CODICE ITEM	L	MATERIALE MATERIAL	PZ PCS
TUBO	1800 MM	PLASTICA - PLASTIC 14X1 MM	50

ARGANELLO A FUNE "TIPO C" 40 KG PER FINESTRA


OUTSIDE ROPE WINCH "TYPE C" 40 KG FOR WINDOW



CODICE ITEM	FUNE ROPE	L	L1	H	H1	P	PZ PCS
1700/G	2,4 MM	67	54	110	98	67	25

CASSETTA PER ARGANELLO A FUNE "TIPO C" 40 KG

BOX FOR OUTSIDE ROPE WINCH "TYPE C" 40 KG



CODICE ITEM	L	H	P	MATERIALE MATERIAL	DA UTILIZZARE CON ARGANO USE WITH INSIDE ROPE WINCH	PZ PCS
1702/E	72	116	67	PVC	1700/G	25

KIT ARGANO A FUNE "TIPO C" PER FINESTRA



KIT OUTSIDE ROPE WINCH "TYPE C" FOR WINDOW

CODICE ITEM	KIT COMPLETO COMPLETE KIT	CONFEZIONE PACKAGING
1711	1-ART. 1700/G ARGANO A FUNE TIPO C - OUTSIDE ROPE WINCH TYPE C	20
	2-ART. 1702/E CASSETTA PVC - PVC BOX	
	3-ART. 1706 GUIDAFUNE - ROPE GUIDE	
	4-ART. 1708 FUNE METALLICA MT. 5,00 - ROPE MT.5,00	
	5-ART. TUBETTO DI PROTEZIONE MT. 1,8 - PROTECTION TUBE MT.1,8	

Argani a fune e argani ad asta / Inside rope winches and handle winches

ARGANELLO A FUNE "TIPO R" 70 KG PER BALCONE


OUTSIDE ROPE WINCH "TYPE R" 40 KG FOR BALCONY



CODICE ITEM	FUNE ROPE	L	L1	H	H1	P	PZ PCS
1700/H	2,4 MM	67	54	110	98	71	25

CASSETTA PER ARGANELLO A "FUNTE TIPO R" 70 KG PER BALCONE

BOX FOR OUTSIDE ROPE WINCH "TYPE R" 70 KG FOR BALCONY



CODICE ITEM	L	H	P	MATERIALE MATERIAL	DA UTILIZZARE CON ARGANO USE WITH INSIDE ROPE WINCH	PZ PCS
1702/F	70	113	80	FERRO - STEEL	1700/H	25

KIT ARGANO A FUNE "TIPO R"


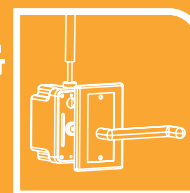
KIT OUTSIDE ROPE WINCH "TYPE R"

CODICE ITEM	KIT COMPLETO COMPLETE KIT	CONFEZIONE PACKAGING
1711/A	1-ART. 1700/H ARGANO A FUNE TIPO R - OUTSIDE ROPE WINCH TYPE R	20
	2-ART. 1702/F CASSETTA FERRO - STEEL BOX	
	3-ART. 1706 GUIDAFUNE - ROPE GUIDE	
	4-ART. 1708 FUNE METALLICA MT. 7,00 - ROPE MT.7,00	
	5-ART. TUBETTO DI PROTEZIONE MT. 1,8 - PROTECTION TUBE MT.1,8	

Argani a fune e argani ad asta / Inside rope winches and handle winches

ARGANELLO A FUNE "TIPO C" DOPPIO COMANDO 40 KG


OUTSIDE ROPE WINCH "TYPE C" DUAL CONTROL 40 KG



CODICE ITEM	L	LI	H	HI	P	ESAGONO EXAGON	PZ PCS
1711/I	71	54	115	98	67	8	10

KIT PLACCA + MANOVELLA


KIT COVERING PLATE + HANDLE



CODICE ITEM	TIPO TYPE	L	H	H1	PERNO PIVOT	COLORE COLOR	MATERIALE MATERIAL	PZ PCS
1704/B	C/R	85	133	95	30	BIANCO - WHITE	PLASTIC - PLASTIC	20
1704/N	C/R	85	133	95	30	NERO - BLACK	PLASTIC - PLASTIC	20
1704/B.L	C/R	85	133	95	90	BIANCO - WHITE	PLASTIC - PLASTIC	20
1704/N.L	C/R	85	133	95	90	NERO - BLACK	PLASTIC - PLASTIC	20
1704/C	C	83	130	95	30	ZINCATO - GALVANISED	FERRO ZINCATO - GALVANISED STEEL	20
1704/CR	R	83	130	95	30	ZINCATO - GALVANISED	FERRO ZINCATO - GALVANISED STEEL	20

KIT PLACCA + MANOVELLA INOX

KIT COVERING PLATE + HANDLE STAINLESS STEEL

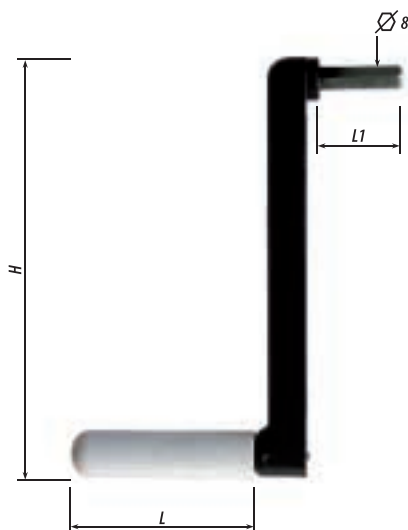



CODICE ITEM	TIPO TYPE	L	H	H1	COLORE COLOR	MATERIALE MATERIAL	PZ PCS
1704/I	C	83	130	95	INOX - STAINLESS STEEL	INOX - STAINLESS STEEL	20
1704/IR	R	83	130	95	INOX - STAINLESS STEEL	INOX - STAINLESS STEEL	20

Argani a fune e argani ad asta / Inside rope winches and handle winches

MANOVELLA STANDARD

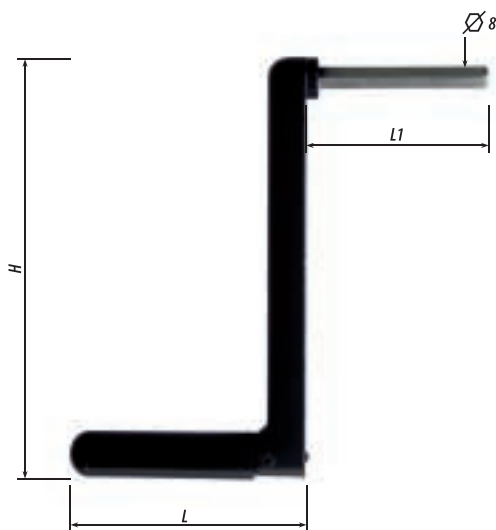
HANDLE STANDARD



CODICE ITEM	L	H	L1	COLORE COLOR	ESAGONO EXAGON	PZ PCS
1704/B30	68	140	30	BIANCO - WHITE	8	50
1704/N30	68	140	30	NERO - BLACK	8	50

MANOVELLA STANDARD

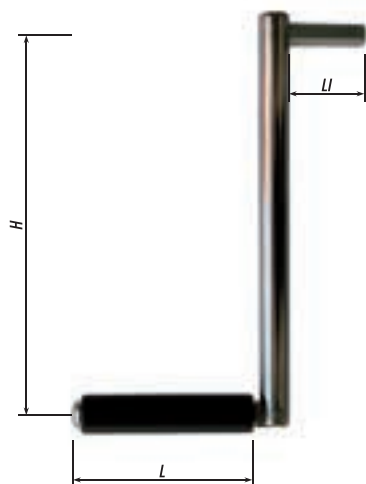
HANDLE STANDARD



CODICE ITEM	L	H	L1	COLORE COLOR	ESAGONO EXAGON	PZ PCS
1704/B90	68	140	60	BIANCO - WHITE	8	50
1704/N90	68	140	60	NERO - BLACK	8	50

MANOVELLA



HANDLE



CODICE ITEM	L	H	L1	COLORE COLOR	SEZIONE SECTION	PZ PCS
1704/A	68	140	30	CROMATA - CHROMIUM	QUADRO 8 - SQUARE 8	50
1704/AES	68	140	30	CROMATA - CHROMIUM	ESAGONO 8 - EXAGONAL 8	50

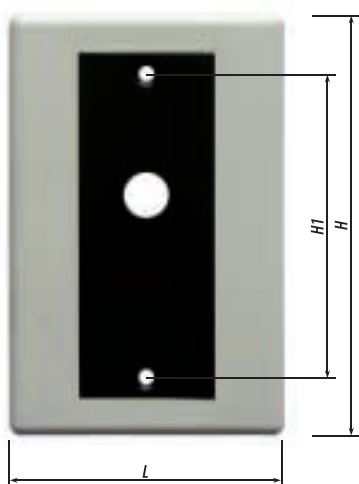
MANOVELLA GAMBO CORTO

HANDLE SHORT TYPE



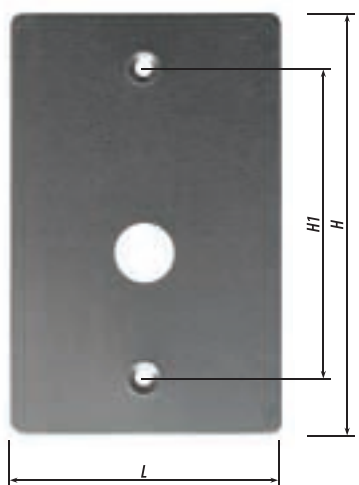
CODICE ITEM	H	L1	SEZIONE SECTION	COLORE COLOR	PZ PCS
1704/AE	75	90	ESAGONO 8 - EXAGONAL 8	CROMATA - CHROMIUM	50

PLACCA PER ARGANELLO "TIPO C/R" COVERING PLATE FOR INSIDE ROPE WINCH "TYPE C/R"



CODICE ITEM	TIPO TYPE	L	H	H1	COLORE COLOR	MATERIALE MATERIAL	PZ PCS
1701/ABC	C	85	133	95	BIANCO - WHITE	PLASTICA - PLASTIC	20
1701/NBC	C	85	133	95	NERA - BLACK	PLASTICA - PLASTIC	20
1701/ABC.R	R	85	133	95	BIANCO - WHITE	PLASTICA - PLASTIC	20
1701/NBC.R	R	85	133	95	NERA - BLACK	PLASTICA - PLASTIC	20

PLACCA PER ARGANELLO "TIPO C/R" COVERING PLATE FOR INSIDE ROPE WINCH "TYPE C/R"





CODICE ITEM	TIPO TYPE	L	H	H1	MATERIALE MATERIAL	PZ PCS
1701/ZN	C	83	130	95	FERRO ZINCATO - GALVANISED STEEL	20
1701/ZNR	R	83	130	95	FERRO ZINCATO - GALVANISED STEEL	20
1701/I	C	83	130	95	INOX - STAINLESS STEEL	20
1701/IR	R	83	130	95	INOX - STAINLESS STEEL	20

Argani a fune e argani ad asta / Inside rope winches and handle winches

INSERTO PER ARGANO

PIVOT FOR HANDLE WINCH



CODICE ITEM	L	L1	L2	H QUADRO H SQUARE	H ESAGONO H HEXAGON	PZ PCS
1289	53	20	30	13	17	25

ARGANO AD ASTA IN ZAMA COMPLETO DI INSERTO


HANDLE WINCH COMPLETE WITH PIVOT



CODICE ITEM	PORTATA WEIGHT (KG.)	RAPPORTO RATIO	L	L1	H	H1	P	SEZIONE SECTION	PZ PCS
1290	20	1:5	94	17	81	63	23	QUADRO 8 - SQUARE 8	25
1291	25	1:7	94	17	81	63	23	QUADRO 8 - SQUARE 8	25
1292	35	1:11	94	17	81	63	23	QUADRO 8 - SQUARE 8	25
1290/E	20	1:5	94	17	81	63	23	ESAGONO 7 - HEXAGON 7	25
1291/E	25	1:7	94	17	81	63	23	ESAGONO 7 - HEXAGON 7	25
1292/E	35	1:11	94	17	81	63	23	ESAGONO 7 - HEXAGON 7	25

ARGANO AD ASTA IN PVC COMPLETO DI INSERTO

HANDLE WINCH PVC COMPLETE WITH PIVOT





CODICE ITEM	PORTATA WEIGHT (KG.)	RAPPORTO RATIO	L	L1	H	H1	P	SEZIONE SECTION	PZ PCS
1390/H	20	1:5	94	17	81	63	23	QUADRO 8 - SQUARE 8	25
1390/F	25	1:8	94	17	81	63	23	QUADRO 8 - SQUARE 8	25
1390/E	35	1:11	94	17	81	63	23	QUADRO 8 - SQUARE 8	25
1390/HE	20	1:5	94	17	81	63	23	ESAGONO 7 - HEXAGON 7	25
1390/FE	25	1:8	94	17	81	63	23	ESAGONO 7 - HEXAGON 7	25
1390/EE	35	1:11	94	17	81	63	23	ESAGONO 7 - HEXAGON 7	25

Argani a fune e argani ad asta / Inside rope winches and handle winches

ARGANO AD ASTA OSCILLANTE "TIPO B"

OSCILLATOR HANDLE WINCH "TYPE B"



CODICE ITEM	PORTATA WEIGHT (KG.)	RAPPORTO RATIO	L	DIAMETRO DIAMETER (ØD)	H	H1	H ESAGONO H EXAGON	P	H2	PZ PCS
1390/ABC	30	1:8	82	40	65	80	10	35	10	20

ARGANO AD ASTA OSCILLANTE "TIPO B"


OSCILLATOR HANDLE WINCH "TYPE B"



CODICE ITEM	PORTATA WEIGHT (KG.)	RAPPORTO RATIO	L	DIAMETRO DIAMETER (ØD)	H	H1	H ESAGONO H EXAGON	P	H2	PZ PCS
1390/BBC	70	1:16	109	40	65	133	10	35	10	20

PIASTRA DI FISSAGGIO PER ARGANELLO OSCILLANTE

PLATE FOR OSCILLATOR HANDLE WINCH



CODICE ITEM	RAPPORTO RATIO	L	DIAMETRO DIAMETER (ØD)	H	PZ PCS
1105/ABC	1:16	160	40,2	90	20

Argani a fune e argani ad asta / Inside rope winches and handle winches

ISTRUZIONI DI MONTAGGIO PER ARGANI A FUNE METALLICA ASSEMBLY INSTRUCTIONS OF WINCHES

L'argano non deve essere murato vicino agli angoli o qualsiasi sporgenza che impedirebbe la rotazione della manovella.

Per consentire un'ottimale scorrevolezza del cavo metallico, l'argano, il tubetto di protezione, lo snodo e la puleggia devono essere allineati.

1. Installare nel cassonetto la puleggia a fune con il rullo;
2. Murare la cassetta a 90 cm dal pavimento e a filo muro. Invece se deve essere rivestito l'intonaco, la cassetta deve essere leggermente sporgente;
3. Murare il tubetto di protezione del cavo metallico e lo snodo orientandolo verso il centro della puleggia;
4. Avvolgere la tapparella attorno al rullo;
5. Avvolgere la puleggia nel cavo metallico per due giri, prima di fissarlo;
6. Per fare in modo che il cavo metallico si avvolga sulla puleggia fare scendere completamente la tapparella;
7. Tagliare il cavo metallico 10 cm al di sotto dell'argano avvolgendo l'estremità con del nastro adesivo per evitare che si strecchi;
8. Inserire il cavo metallico nello snodo, e nel tubetto di protezione e fissare l'estremità nel foro del rocchetto interno all'arganello; Bloccare con la relativa vite;
9. Fissare il blocco metallico nella cassetta precedentemente murata in modo tale che l'argano entri perfettamente nella propria sede, prima di avvitare. E' molto importante che l'argano sia scorrevole nelle relative guide; fissare la placca;
10. Controllare il funzionamento dell'argano girando la manovella in senso orario per alzare la tapparella. Poi fare scendere la tapparella fino in fondo per controllare il fincorsa, girando sempre in senso antiorario. Se la manovra si blocca significa che l'argano è stato montato correttamente.

The winch don't be wall near conners or other obstacle preventing the turning of the handle; For a correct smoothness of the rope the accessories must be placed on the same line.

1. Put the reel with the pulley into the box;
2. Wall the box at 90 cm from the floor but if the wall must be covered with tiles keeping it close to the wall;
3. Wall the rope and the joint in the middle of the pulley;
4. Roll the rolling shutter completely close;
5. Fix the rope into the pulley winding it two times;
6. Roll the rolling shutter completely down, when the rope is winded on the pulley;
7. Cut the rope at 10 cm below the housing box of the winch. Cover the rope with some adhesive to prevent the fraying;
8. Put the rope into the joint and into the protection tube and fix the head into its housing folding. Fix with the screw;
9. Fix the winch into the walled housing with the screw; it is important that the winch must slide perfectly into its prifiles;
10. Check the correct works of the winch turning the handle clockwiseto lift the rolling shutter. Then unwind the shutter and turn the handle. If the working is blocked the winch is correctly assembly.

ISTRUZIONI DI MONTAGGIO PER ARGANI AD ASTA ASSEMBLY INSTRUCTIONS OF HANDLE WINCHES

1. Prima di montare l'argano verificare che la portata sia sufficiente per sollevare la tapparella.
2. A tapparella abbassata, prima di agganciare la tapparella al rullo, verificare il corretto funzionamento dell'argano.
3. Il fincorsa interno funziona quando la tapparella è completamente abbassata.

1. Before assembly the handle winch make sure that it be enough to lift the shutter.
2. When the Shutter is completly low, before fixing the shutter to the reel, verify the correct working of the handle winch.
3. The inner end winch working when the shutter is lowered.

NOTE

.....

.....

.....

.....

.....

.....

.....

.....

.....

.....

.....

.....

.....

.....

.....

.....

.....

.....

.....

.....

.....

.....

.....

.....

.....